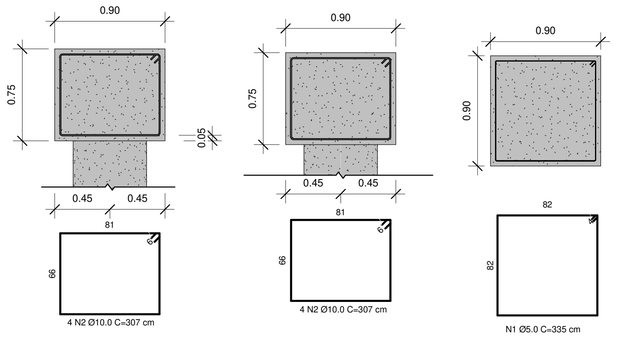

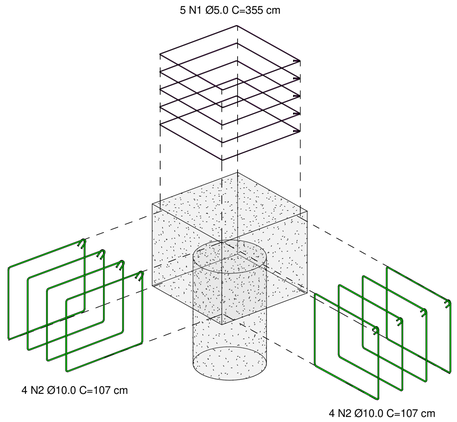

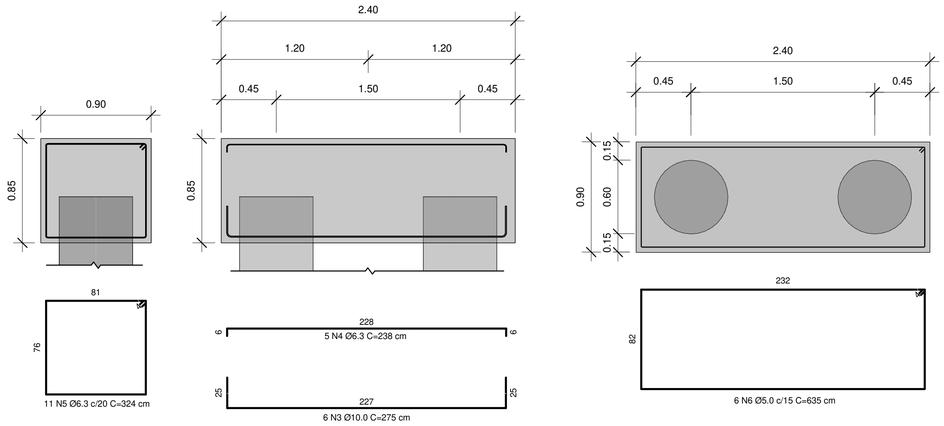

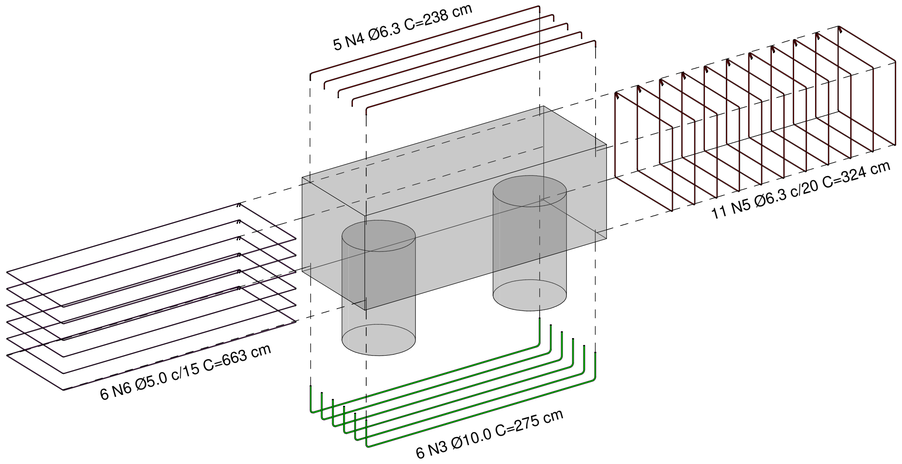

B1, B2, B3, B6, B7, B8, B10, B11, B12, B14, B17, B19, B23, B24, B25, B26, B29, B30, B31, B39, B40, B41, B43, B44, B45, B47

AÇO	BIT (mm)	QUANT	COMPRIMENTO UNIT (cm)	TOTAL (cm)
60A	5	130	351	45630
50A	10	104	313	32552
50A	10	104	315	32760

B20, B4, B5, B9, B13, B15, B16, B18, B21, B27, B28, B32, B33, B34, B35, B36, B37, B42, B46

AÇO	BIT (mm)	QUANT	COMPRIMENTO UNIT(cm)	TOTAL (cm)
60A	5	114	651	74214
50A	6.3	95	248	23560
50A	10	114	285	32490
50A	6.3	228	328	74784

B38, B22

AÇO	BIT (mm)	QUANT	COMPRIMENTO UNIT (cm)	TOTAL (cm)
60A	5	14	651	9114
50A	6.3	10	248	2480
50A	12.5	12	297	3564
50A	6.3	24	328	7872

RESUMO DE AÇO

AÇO	BIT (mm)	COMPR. (m)	PESO (kgf)
60A	5	1290	199
50A	6.3	1087	266
50A	10	978	603
50A	12.5	36	34

Peso Total 60A = 199 kgf
Peso Total 50A = 904kgf

RESUMO DE AÇO POR ELEMENTO

ELEM	PESO (kgf)	PESO (kgf)
B1 e equivalentes	473	521
B20 e equivalentes	556	611
B38 e B22	74	81

DETALHAMENTO:
B1, B2, B3, B6, B7, B8, B10, B11, B12, B14, B17,B19, B23, B24, B25, B26, B29, B30, B31, B39, B40, B41, B43, B44, B45, B47

1:25

DETALHAMENTO:
B4, B5, B9, B13. B15, B16. B18, B20, B21, B27, B28. B32, B33, B34, B35, B36. B37. B42. B46

1:25

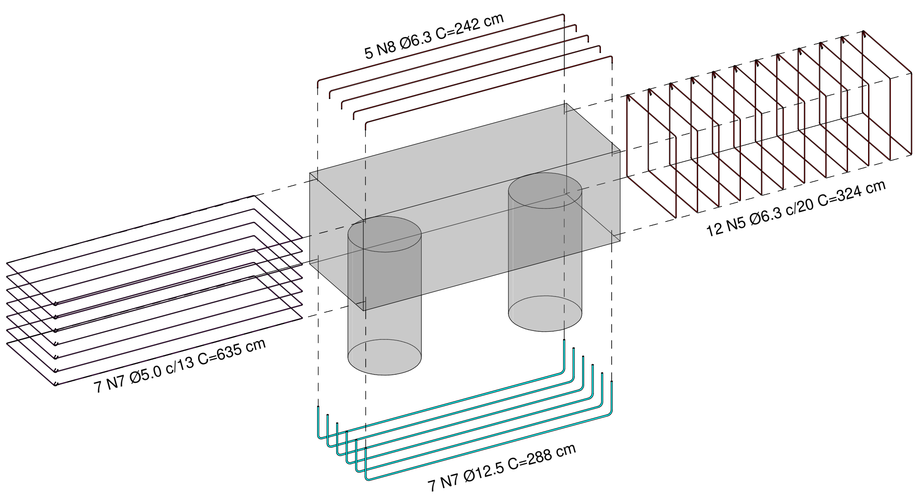

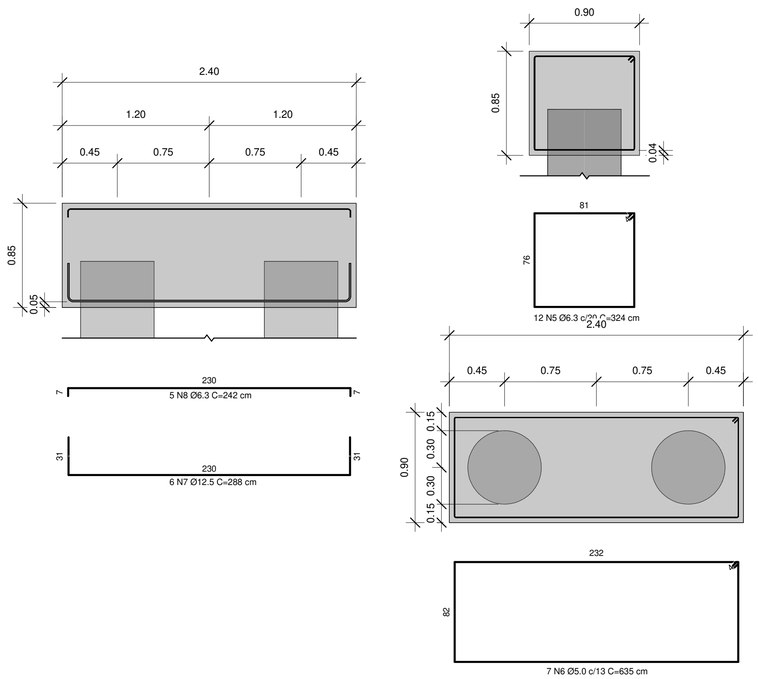

DETALHAMENTO:
B22, B38

1:25

Site com:
- Modelos 3D
- Arquivos de obra
- Todos os documentos do projeto

ANDRÉ RODRIGUES
Engenheiro Estrutural
(83) 9 9644 2240
andrerodrigueseng
andrerodrigues.eng.br
contato@andrerodrigues.eng.br

CLIENTE:	MAXWELL DE OLIVEIRA		DESENHO Nº: 07
OBRA:	RESIDÊNCIA UNIFAMILIAR		OBS: Concreto: fck: 25 MPa ECS: 24150 MPa Atente-se aos cobrimentos Leia o Memorial Descritivo
TÍTULO:	Detalhamento: - BLOCOS DE FUNDAÇÃO		
DATA:	02/08/2021	ESCALA:	INDICADA

A1

30/07/2021 16:43:38